

East High
School 11th
Grade Pre-
Enrollment
& General
Information
(for current
10th Grade
Students)

- Current Sophomore Students will learn about Junior classes offered and will choose core classes as well as elective classes for their Junior year at East High School.
- Semester grades can help a student decide whether Honors classes or Regular classes are their best placement.



This Presentation is Intended for the Following Users:



East High School (EHS) Counselors/Staff enrolling Sophomore students for their Junior year classes. Enrollment is occurring through English classes from January 18th-28th.



Any EHS student absent from English class enrollment scheduled January 18-Jan 28, 2022. Check with your English teacher for your date of enrollment.



Parents/Guardians of all currently enrolled EHS students who wish to support their student in completing the enrollment process.

Edgenuity: Some Important Information



Edgenuity: If you have one or more core classes that you previously failed and need to make up, type this information in the 'Comments' section on your Online form. Typically, priority enrollment in Edgenuity is reserved for Seniors, with Juniors able to enroll based on availability.



The best Edgenuity strategy involves making up classes as soon as possible, and simultaneously doing all that you can each semester to avoid failing any additional classes. Resolve to get back on track for graduation.

Let's Get
Started:
Choosing
Your Junior
Year Classes:
We Begin
with English
and History

Current Sophomores who earned A's and B's in 1st Semester Regular English 2 and Regular U.S. History 1 Classes, and who will complete the year with A's and B's for 2nd semester, may wish to choose Honors English 3 and/or Honors U. S. History 2 classes for your Junior year. Otherwise, choose Regular English 3 and Regular U.S. History 2 classes

Current Sophomores enrolled in Honors English 2 and Honors U.S. History 1 classes who earned A's or B's 1st Semester, and will do so 2nd Semester, are encouraged to enroll in Honors English 3 or AP Lang & Comp and Honors U. S. History 2 or A.P. U.S. History 2 classes. Otherwise, select regular classes.

Remember, strong grades and strong study habits could indicate that you are ready for Honors classes.

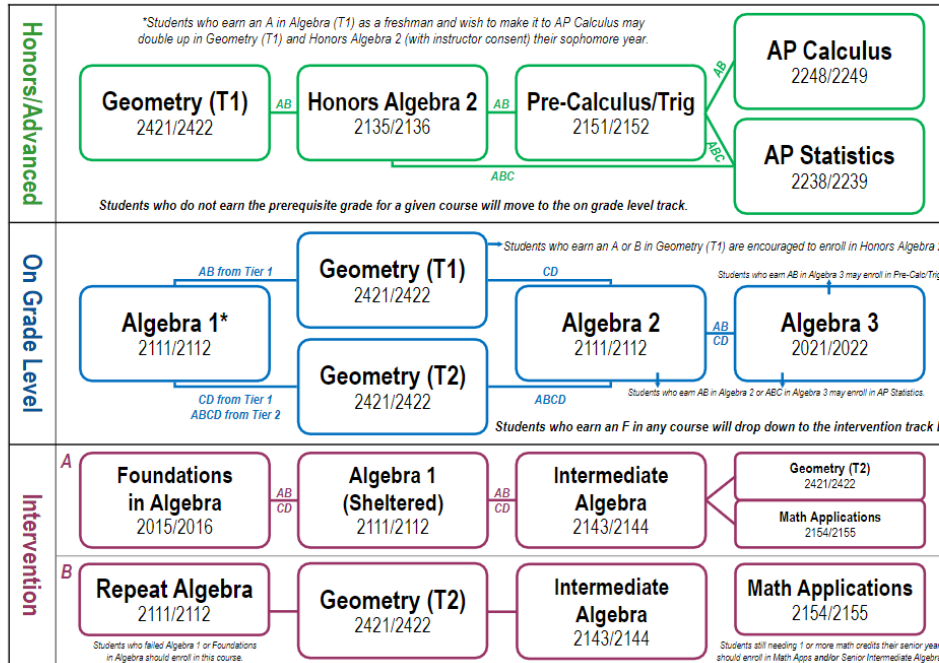
Helpful Information: Math Enrollment for Juniors



- Math placement for Junior students depends on all previously taken math classes, current placement, and all grades earned for math classes.
- You may use the Math Courses chart to help you make a choice for your next year's math selection: All Math selections will be reviewed by your counselor, using your transcript classes and grades, Math Course Chart, and Math department recommendations.

East High Math Courses

East High Math Courses



Science Selection



Due to multiple placement options for Science, with attention to student grades and career goals, Science placement is best determined by student academic performance in both Science and Math, teacher observation, and discussion with student.



Students should use the information in parentheses on their form as a general guide; however, all Science selections will be reviewed using student transcript and Science Department recommendations. Make your selection based on what you believe is best placement for you.

EHS Concurrent Credit (CC) Classes:

For a complete list of East High's Concurrent Credit Classes, visit the [East High Homepage](#), click on [Students](#), click on [Student Service Center](#), and click on [Concurrent Credit Classes](#).

Business - Electives			
6720	CC	Business Essentials	
5735	CC	Computer Essentials	
6661		Gaming Concepts	
5741		Computer Graphics 1 - Promotions	
6743		Web Page Design (Pre-Req: 5735)	

- There are several classes listed on your pre-enrollment form which can be taken for concurrent credit (CC)—this means you earn high school credit for the class AND college credit at the same time. We strongly encourage qualifying students to take advantage of these classes—some are even free!
- All Concurrent Credit classes are noted on your form with a **CC** next to the class title. See example at left.

Getting Started with Your Online Pre-Enrollment: Things to Consider

- Students should use the links provided to learn more about a class. If you access the Program of Studies link, click the CTRL + F keys, then type in the name of the class to search for a class.
- Be sure to **read and follow all instructions** on the **online form** when you access it.
- Use your Xello suggested career results to help strengthen your choices. We encourage you to discuss your pre-enrollment choices with your family before submitting your selections.
- Once you click 'Submit' you cannot go back and re-do your choices. Also, once submitted, your online form is sent to your high school counselor.

11th Grade Pre-Enrollment Links: Research and enroll in classes by visiting the EHS Homepage, or using the links provided in this presentation. To access pre-enrollment links from the website, go to the **East High School Homepage**. Next, scroll down, and select **Pre-Enrollment**, on left. Then select '**Grade Pre-Enrollment Guide**'. In this case, you will select **11th Grade Pre-Enrollment Guide**

Your choice: If working on Pre-Enrollment at home, you may print (at home—again, it's optional) the Printable Pre-Enrollment Form and use it to select classes as you view the Video Program of Studies or as you read about classes using the Program of Studies; the Printable Pre-Enrollment Form is also a fillable form, so you could use it electronically to keep track of your selections before enrolling online. Once you have selected your core and elective classes (choose between 8-10 elective choices) you are ready to go to the **Online Pre-Enrollment Form** and input your selections.

Remember: Research classes using the links provided. If you access the Program of Studies (POS), you can use the Ctrl + F keys to quickly search for a class. Check out the Video POS to help you decide on elective classes and core classes too. Create tabs for each of the links you open to help you as you research classes.

Keep in Mind...



Select the core classes and elective classes that are the best placement for you, based on a combination of your grades, test scores and ability. Use your **Course History**, located in **Student Vue**, to assist you in identifying classes already taken.



Read the instructions on your actual online pre-enrollment form before you begin.



Pay attention to the messages in parentheses on your form.



If a class requires a Pre-Req (another class that you have to take first before you can take the one that you are choosing) the course number for the needed Pre-Req is listed—choose it instead if you have not already taken it.



Remember to select **at least 8-10 electives**. If you already took and passed an elective class, you cannot select the exact same class again except in the case of Weights, Lifetime Sports, or Teacher Assistant.

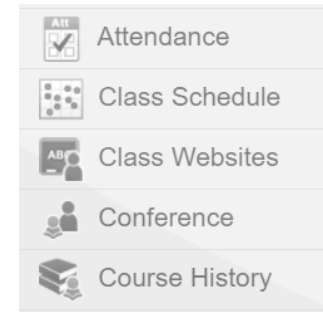


You can rank your electives in the 'Comments' section of the online form—just type in which elective you would like to have 1st, 2nd, 3rd, and so forth, and we'll do our best to enroll you in your most-hoped-for electives.

How To View Your Course History in StudentVue:

- Go To **Student Vue**. Click on **Course History**. Be sure to **turn the Detail button to ON**. View all courses/electives you've already taken each grade to help you choose your upcoming classes.

StudentVUE



Student Course History

Detail: on

School Name	Grade	Year	Term	CHS Type
All	10	All	All	All

Start Here: Research classes using these links.

Wichita High School East

Pre-Enrollment Guide for Current 10th Graders (Incoming 11th Graders)

11th Grade

Research Your Classes First!

Program of Studies

Descriptions of all courses

<https://bit.ly/ehsenroll>



Video Program of Studies

Course commercials by department

<https://bit.ly/ehscommercials>



Printable Pre-Enrollment Form

(Optional): print a copy of the paper worksheet for selecting classes before entering actual choices online

<https://bit.ly/ehsenroll11>



Fine Arts and CTE Courses

Listing of all Fine Arts and College and Career courses offered

<https://bit.ly/ehsartscte>



Concurrent Credit

Listing of all courses offered for concurrent university credit

<https://bit.ly/ehsconcurrent>



After Researching Your Classes Go Online: Go to the Online Pre-Enrollment Form to Input Classes.

Then Submit Your Choices Online to Your Counselor!

Online Pre-Enrollment Form

Microsoft form for submitting actual pre-enrollment course requests to your counselor


<https://bit.ly/ehsform11>



Homework

- Begin Enrollment. Go to The **East High Homepage**. Scroll down. Click **Pre-Enrollment**. Click on **11th Grade Pre-Enrollment Guide**.
- Discuss and complete your online pre-enrollment selections with your parent(s)/family. You may find it helpful to open several tabs: for the POS, Video POS, Fine Arts & CTE Courses, the fillable and (optional) Printable Pre-enrollment form, and the Online Pre-Enrollment Form—this will make it easier for you to research and select classes.
- After discussing with your family and making your selections, **submit your form no later than January 30th**.
- Once you submit, you cannot return to the form to edit.

Thank you for your time and have fun selecting your classes for next school year!




Slides #17-22: For Classroom Projection
Purposes: Allows viewing of separate QR
Codes and Web Addresses.

Printable Pre-Enrollment Form

(Optional): print a copy of the paper worksheet for selecting classes before entering actual choices online


<https://bit.ly/ehsenroll11>



Program of Studies

Descriptions of all courses at East High

<https://bit.ly/ehsenroll>



Video Program of Studies

Course commercials by department


<https://bit.ly/ehscommercials>



Fine Arts and CTE Courses

*Listing of all Fine Arts and College and Career courses
offered at East High*

<https://bit.ly/ehsartscte>



Concurrent Credit

Listing of all courses offered for concurrent university credit

<https://bit.ly/ehsconcurrent>



Online Pre-Enrollment Form

Microsoft form for submitting actual pre-enrollment course requests to your counselor

<https://bit.ly/ehsform11>

