





For **REMOVING EXISTING APP**, follow these directions:

DreamBox Learning no longer uses two apps to run the full K-8 program. If you haven't yet, please remove the BLUE DreamBox app.



1. From the iPad home screen, tap and hold the blue DreamBox Math icon until it begins to shake and a small X appears in the top-left corner of the app.
2. Tap the X to delete the app.

For **INITIAL SET UP & UPDATING**, follow these directions:

1. On your iPad, tap the App Store icon  to open the App Store.
2. Type "dreambox math" into the Search field, then tap the Search icon or Done. The store will display the DreamBox Math app icon. 
3. If this is the first time you have downloaded the app, tap Get (app is free). If you are updating the app, tap Update. The app will download or update.

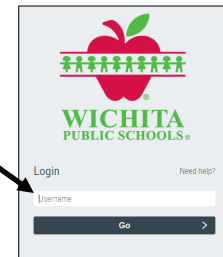
For your **CHILD TO ACCESS DREAMBOX LEARNING**, follow these directions:

Whether at school or at home, all students must access DreamBox Learning through our portal. Follow these directions:

1. Open a browser and enter:
<https://portal.usd259.net>

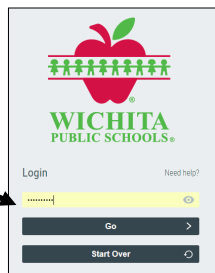
2. Your child will login with his/her six digit student ID number.

If your child does not have his/her student ID memorized, you can get it from his/her teacher or ParentVUE.




3. Your child then enters his/her password which is his/her birthdate—two digits for the month, two digits for the day.


For example:
January 25 would be 0125.



4. The portal page now displays picture icons for your child. Choose DreamBox Learning.



5. You will then be redirected to the app. Choose the app and enjoy the lessons!



To **SET UP AUTOMATIC UPDATES**, follow these directions:

DreamBox Learning is always striving to make your child's math experiences even better through new app updates. For added convenience, DreamBox Learning recommends you set up automatic updates for our DreamBox Math app.



1. Select Settings on the iPad's home screen.



2. Select iTunes & App Store from the list on the left.

3. Tap the switch for Updates to enable automatic updates for all of your apps. The switch will be colored green when automatic updates is active.



Wichita Public Schools has purchased DreamBox Learning, an online, Intelligent Adaptive Learning™ program that helps all students achieve more efficient math proficiency. Your child can access DreamBox Learning from any computer, 24 hours a day, 7 days a week by accessing

***At home usage, you must use the [https://](https://portal.usd259.net) portion of the web address - <https://portal.usd259.net>

Tips for home usage:

- ◆ For best results, allow for at least 15 to 20 minute sessions.
- ◆ Encourage completion of every lesson that is started. Mistakes are OK. Your child should not shy away from incorrect answers as the program will find the right lesson to build understanding in mathematics.
- ◆ Your child should use the tools on the screen. Please do not provide your child with paper/pencil or a calculator. The program is specifically designed to develop thinking and mental math skills.
- ◆ We know it can be difficult, but please resist the urge to help with answers so your child doesn't move ahead faster than he or she is ready. DreamBox will adjust and support your child with additional directions, tips, direct instruction and change the lesson for them, if needed.

If you have any questions, please contact DreamBox Client Care by calling them at 877-451-7845 (weekdays 5 a.m. to 5 p.m., Pacific Time), or email support@dreambox.com or your child's teacher.

Sincerely,

Wichita Public Schools