





# Lexia Core5 Reading iPad Family Letter

<https://portal.usd259.net>



## For **INITIAL SET UP & UPDATING**:

1. On your iPad, tap the App Store icon to open the App Store.
2. Type "Lexia Core5 Reading" into the Search field, then tap the Search icon or Done. The  store will display the Lexia Core5 Reading app icon.
3. If this is the first time you have downloaded the  app, tap Get (app is free). If you are updating the app, tap Update. The app will download or update.
4. To use on an Android\* tablet, download the free **Lexia Core5 Reading app** from the App Store or the Google Play store.

*\*Android support is limited to these devices: Samsung Galaxy Tab S2, Google Pixel C, and Google Nexus 7" (2012 and 2013) and 10". The app will not work on other devices, including Kindle.*

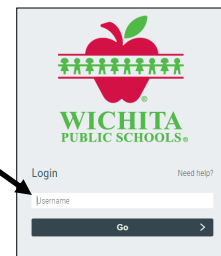
## For your **CHILD TO ACCESS LEXIA CORE5 READING**, follow these directions:

Whether at school or at home, all students must access Lexia Core5 Reading through our portal. Follow these directions:

1. Open a browser and enter:  
**<https://portal.usd259.net>**

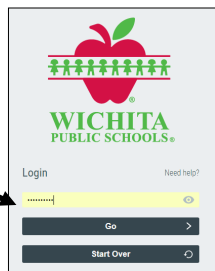
2. Your child will login with his/her six digit student ID number.

*If your child does not have his/her student ID memorized, you can get it from his/her teacher or ParentVUE.*

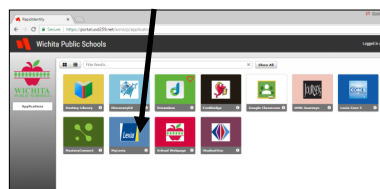


3. Your child then enters his/her password which his/her birthdate—two digits for the month, two digits for the day.

*For example:  
January 25 would be  
0125.*




4. The portal page now displays picture icons for your child. Choose Lexia Core5.



5. This will redirect you to the Lexia Core5 app. This screen will appear and there will be a 5-10 second delay to which it will automatically log the student into Lexia. They can begin working.



Please see the other side for more important information. 

## To **SET UP AUTOMATIC UPDATES**, follow these directions:

1. Select Settings on the iPad's home screen.
2. Select iTunes & App Store from the list on the left.
3. Tap the switch for Updates to enable automatic updates for all of your apps. The switch will be colored green when automatic updates is active.



Lexia® Core5® Reading, is a fun computer-based program that has helped millions of students. The activities in Core5 support and build on our classroom curriculum and focus on developing reading skills in six areas: phonological awareness, phonics, structural analysis, fluency, vocabulary, and comprehension.

It is important that your child works without any help while using Core5. All of the work your child does at home is recorded and reported to school. This way, teachers can see when help is needed and provide additional instruction at school.

### **Tips for home usage:**

- Your child begins Core5 at a starting point that fits his or her needs and works in online activities throughout the week.
- Online activities include direct instruction and feedback as your child learns new skills.
- Progress and performance in the program is reported so teachers can provide help when needed.
- Paper-and-pencil activities are also used for practice and may be done in school or brought home.
- Achievement certificates may be sent home to celebrate success and to show progress in the program.