


PARENT DIRECTIONS



JOINING TEAMS VIA LINK

MOBILE DEVICE DIRECTIONS




1. Download the Microsoft Teams App.
2. Navigate to the **email** you received from your student's teacher and click on the Join Link. [Join Microsoft Teams Meeting](#)
3. Click **Join as Guest** and enter Your Name.



Scan for Video Instructions or visit bit.ly/teamparentjoin

LAPTOP DIRECTIONS




1. Click the [Join Microsoft Teams Meeting](#) the from the **email** you received from the teacher.
2. Select the **web version** by clicking Join from Web or Continue in browser 
No download or installation required.
3. Enter your name when prompted

PARENT DIRECTIONS



JOINING TEAMS VIA STUDENT CALENDAR

MOBILE DEVICE DIRECTIONS




1. Open Microsoft Teams App
2. Select **Calendar** on the bottom of the app to see your meetings.



3. Find the meeting you want, and then select Join.



LAPTOP DIRECTIONS



1. Open the Microsoft Team App or visit teams.microsoft.com
2. Select **Calendar** on the left side of the app to see your meetings.



3. Find the meeting you want, and then select Join.

