



ParentVUE Parent Conference

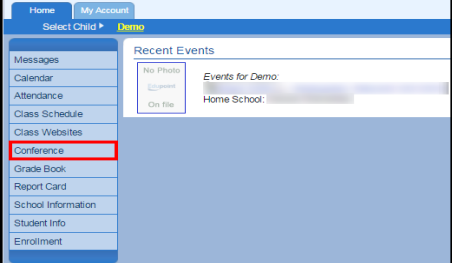

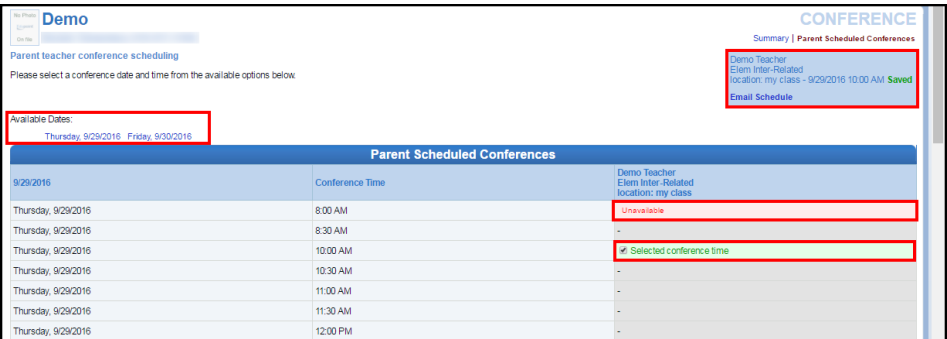
<https://parentvue.usd259.net/>



Parents who have a ParentVUE account can log in on the website or through the ParentVUE app and see scheduled parent conferences. In addition, teachers can have parents choose a conference time if they wish with the parents choose feature.

Please Note: Parents must have a ParentVUE account and teachers must set up a conference schedule for the ParentVUE Conferences tab to work correctly.

If you need a ParentVUE account or need assistance with your current ParentVUE account, please contact the school office.

How to:	Steps:
Log in and Access Parent Conferences	<ul style="list-style-type: none"> Log into your ParentVUE account either on the website or through the app. Once you are logged in, all of your students should appear with their names at the top. Choose one of your students by clicking his/her name. Click Conference (on the left menu). The parent conference screen will open for that student's teacher. 
View Conference Summary Screen	<ul style="list-style-type: none"> Conference Summary - If there is a conference already scheduled or scheduled by the teacher, it will show on the screen that opens under conference summary Parents Choose - If your student's teacher has set up conferences so that you can choose a conference time online, click Parent Scheduled Conferences (upper right corner) 
Choose a Conference Time **only if your student's teacher is using this option	<p>After clicking Parent Scheduled Conferences:</p>  <ul style="list-style-type: none"> Select a conference date or scroll down to see all of the date and times this teacher has made available Choose the time you want by clicking a check box. It will turn green to show the selected time. Also in the upper right hand corner it shows that the time was saved. You have now scheduled a conference. If a box is red and says Unavailable, someone else has already reserved that time To re-schedule your time, go back to the Parent Scheduled Conferences screen, uncheck the time you previously chose and select a new time. The schedule will now be updated Email yourself your conference schedule by clicking Email Schedule in the top right After exiting and coming back to ParentVUE, your conference date will now show on the Conference Summary screen. To see your time, click Parent Scheduled Conferences.