





# Lexia Core5 Reading iPad Family Letter

<https://portal.usd259.net>



## For INITIAL SET UP & UPDATING:

1. On your iPad, tap the App Store icon to open the App Store.
2. Type "*Lexia Core5 Reading*" into the Search field, then tap the *Search* icon or *Done*. The  store will display the Lexia Core5 Reading app icon.
3. If this is the first time you have downloaded the  app, tap *Get* (app is free). If you are updating the app, tap *Update*. The app will download or update.
4. To use on an Android\* tablet, download the free *Lexia Core5 Reading app* from the App Store or the Google Play store.

*\*Android support is limited to these devices: Samsung Galaxy Tab S2, Google Pixel C, and Google Nexus 7" (2012 and 2013) and 10". The app will not work on other devices, including Kindle.*

## For your CHILD TO ACCESS LEXIA CORE5 READING, follow these directions:

Whether at school or at home, all students must access Lexia Core5 Reading through our portal. Follow these directions:

1. Open a browser and enter:  
**<https://portal.usd259.net>**

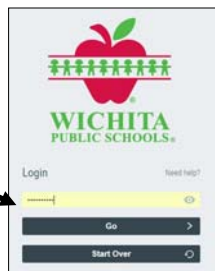
2. Your child will login with his/her six digit student ID number.

*If your child does not have his/her student ID memorized, you can get it from his/her teacher or ParentVUE.*

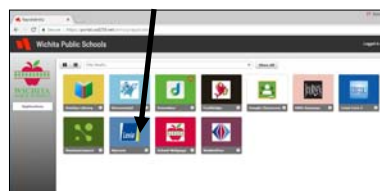


3. Your child then enters his/her password which his/her birthdate—two digits for the month, two digits for the day.

*For example:  
January 25 would be  
0125.*



4. The portal page now displays picture icons for your child. Choose Lexia Core5.



5. This will redirect you to the Lexia Core5 app. This screen will appear and there will be a 5-10 second delay to which it will automatically log the student into Lexia. They can begin working.



Please see the other side for more important information. 