



WPS DASHBOARDS

Part 3 – School Profile



Part 3


◦ Profiles



Accessing Profiles Through The Leveled Dashboards

At the Landing Page
select a Leveled
Dashboard...

- Elementary Level
- Middle Level
- High School Level


WPS Dashboards 

Elementary Level	Comparative Reports
Middle School Level	LRE Reports
High School Level	Online Registration
Surveys	ESSER

Blank button indicates user currently does not have access to the report connected.

To display the profiles menu, click on the Profiles Link.

- Links**
- [.Assessments](#)
 - [.Birthdays](#)
 - [.Enrollment Counts](#)
 - [.iObservation](#)
 - [.New Student](#)
 - [.Profiles](#)
 - [.Reports](#)
 - [.Special Assignment](#)
 - [.Standards](#)



- School Profile
- Student Profile Original
- Student Profile Print Friendly
- Exited Student Profile
- Next Year Student Profile
- Progress Monitoring Student Profile

School Profile Button

Elementary School Profile

Middle School Profile

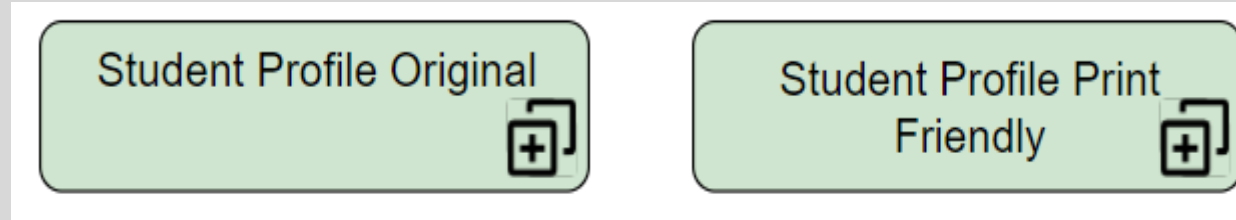
High School Profile

The top button on the Profiles Page will take you to the School Profile page.

The School Profile provides a snapshot of each school or the level for district users. Filters are available in the left margin to narrow the population's data in the displays.

The school Profile is made up of two pages consisting of data on student demographics, attendance, meal status, student performance on screeners and grades or standards, and reports on behavior by disposition and student group.

Student Profile & Student Profile Print Friendly Buttons



The Student Profile Button will take users to the Student Profile Page where users can get a two page snapshot of active students in their building. The Data included in this snapshot is: demographics, grades, assessments, attendance, and behavior. The behavior information has an option to show or hide the behavior data.

The Student Profile Print Friendly button will allow users to pull multiple student profiles at one time. See the guide titled “Power Bi: Printing Multiple Student Profiles At One Time” for instructions.

Exited Student Profile Button

Elementary School Profile

Middle School Student Profile

High School Student Profile

The third button from the top will take users to the Exited Student Profile Page.

This page is for students who have left the district. Students who have transferred to another building within the district are not available to view in this feature.

Data is reflective in Exited Student Profile the next day after the student has been exited in Synergy.

Progress Monitoring Student Profile Button

Progress Monitoring Student Profile

Progress Monitoring Student Profile

Progress Monitoring Student Profile

The bottom button will take users to the Progress Monitoring Student Profile Page.

This page will allow users to see if an individual student is progressing throughout the school year in Total Accuracy, Words Read Correct and Words Read Correct per minute.